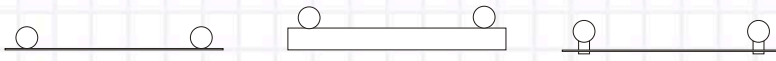


FRONT FACING

Standard front facing signs. All of our sign systems are suitable for this.




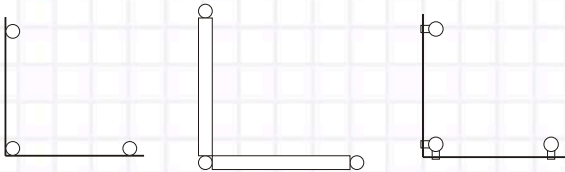
DOUBLE SIDED

Two-sided sign options, suitable for text or graphics to be viewed on both sides.
Systems suitable for this are: Plaza, AS760, AS500, Plate & Post, Modular & Corniche.




V-MOUNTING

Signs mounted in a V formation, so text and graphics are viewable from multiple angles.
Sign systems for this are: Plaza, Plate & Post and Corniche.



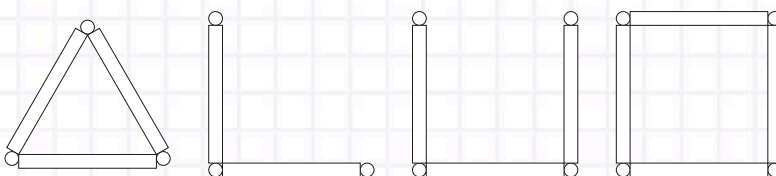
INLINE MOUNTING

Inline mounting is where you have multiple panels, spaced by posts all inline with each other to form a long sign with multiple supports.
Our Plaza and Plate & Post systems are suitable for this.



OTHER MOUNTING OPTIONS

Other mounting options for plaza, Plate and Post and Corniche.



DRAWN		TITLE	
CHECKED		POST MOUNTING OPTIONS	
QA			
MFG			
APPROVED			
		SIZE	Drawing Number: A1
		SCALE	REV
		SHEET 15 OF 20	