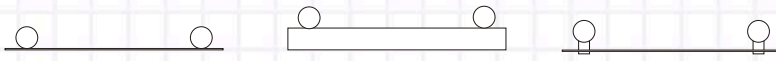


FRONT FACING

Standard front facing signs. All of our sign systems are suitable for this.




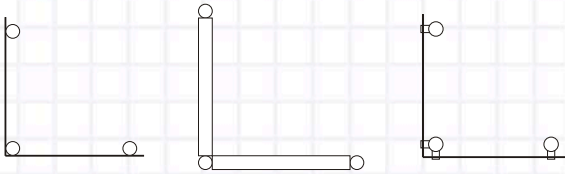
DOUBLE SIDED

Two-sided sign options, suitable for text or graphics to be viewed on both sides.
Systems suitable for this are: Plaza, AS760, AS500, Plate & Post, Modular & Corniche.




V-MOUNTING

Signs mounted in a V formation, so text and graphics are viewable from multiple angles.
Sign systems for this are: Plaza, Plate & Post and Corniche.



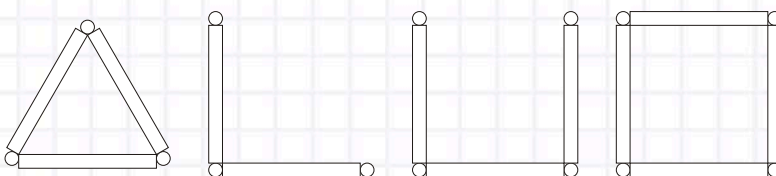
INLINE MOUNTING

Inline mounting is where you have multiple panels, spaced by posts all inline with each other to form a long sign with multiple supports.
Our Plaza and Plate & Post systems are suitable for this.



OTHER MOUNTING OPTIONS

Other mounting options for plaza, Plate and Post and Corniche.



DRAWN		TITLE	
CHECKED		POST MOUNTING OPTIONS	
QA		Drawing Number: A1	
MFG		SIZE	REV
APPROVED		SCALE	SHEET 15 OF 20