

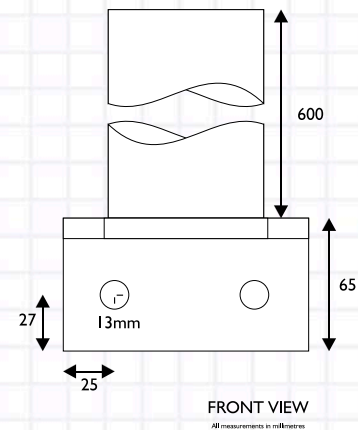
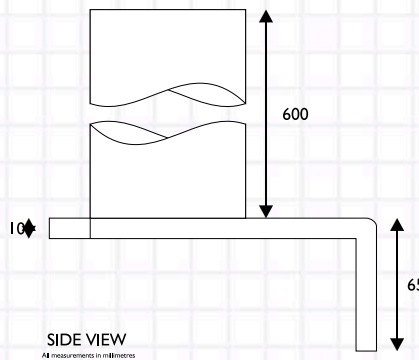
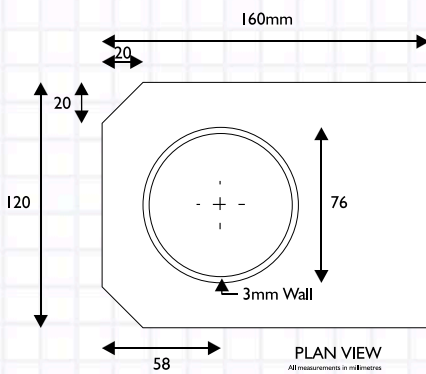
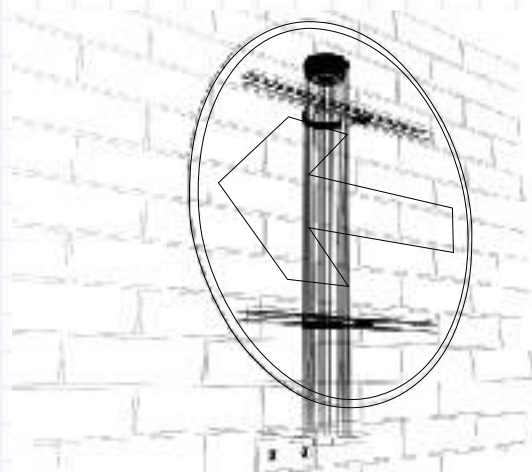
Constructed from mild steel tube, seam welded to 10mm folded steel plate and pre drilled for wall fixing. All brackets are shot blasted and powder coated black and supplied complete with a black cap.

The Ashby wall mounted bracket is ideal for mounting channelled aluminium signs in situations where conventional post mounting is not possible.

Square sign panels can be mounted at any angle from the wall, circular, triangular and shaped signs can be mounted at up to 30°.

An absolute must for narrow entrances in built up areas, and areas with limited access.

Wall brackets are now available ex stock.



DRAWN		TITLE	
CHECKED		WALL MOUNTED POST FIXING	
QA		SIZE	Drawing Number: A1
MFG		SCALE	REV
APPROVED		SHEET 3 OF 20	